

































Technical Bulletin for: Yellow-Jacket Wasp

Vespula spp. (Linnaeus) • Hymenoptera, *Vespidae* • VESPUL





DISTRIBUTION	Worldwide																															
HOSTS	Wide variety of food sources. Carbohydrates are obtained from nectar, honeydew secreted by aphids, scale insects and other insects, and from various fruits. Larvae and adults of various insects provide most of the protein requirements of yellow jackets.																															
DESCRIPTION	Distinctly marked with black and yellow. The wings are usually a translucent golden-tan. They range in size from 12 to 25 mm.																															
Adult Hymenoptera, Vespidae, Vespinae	<table border="1"> <thead> <tr> <th>MALE • FEMALE</th> <th>MALE • FEMALE</th> <th>MALE • FEMALE</th> <th>MALE • FEMALE</th> </tr> </thead> <tbody> <tr> <td></td> <td></td> <td></td> <td></td> </tr> <tr> <td>Forest Yellowjacket <i>Vespula acadica</i></td> <td>Prairie Yellowjacket <i>Vespula atropilosa</i></td> <td>Blackjacket <i>Vespula consobrina</i></td> <td>German Yellowjacket <i>Vespula germanica</i></td> </tr> <tr> <td></td> <td></td> <td></td> <td></td> </tr> <tr> <td>Western Yellowjacket <i>Vespula pensylvanica</i></td> <td>Red Wasp <i>Vespula rufa</i></td> <td>Southern Yellowjacket <i>Vespula squamosa</i></td> <td>California Yellowjacket <i>Vespula sulphurea</i></td> </tr> <tr> <td></td> <td></td> <td></td> <td></td> </tr> <tr> <td>Long Yellowjacket <i>Vespula vidua</i></td> <td>Common Yellowjacket <i>Vespula vulgaris</i></td> <td></td> <td></td> </tr> </tbody> </table>				MALE • FEMALE	MALE • FEMALE	MALE • FEMALE	MALE • FEMALE					Forest Yellowjacket <i>Vespula acadica</i>	Prairie Yellowjacket <i>Vespula atropilosa</i>	Blackjacket <i>Vespula consobrina</i>	German Yellowjacket <i>Vespula germanica</i>					Western Yellowjacket <i>Vespula pensylvanica</i>	Red Wasp <i>Vespula rufa</i>	Southern Yellowjacket <i>Vespula squamosa</i>	California Yellowjacket <i>Vespula sulphurea</i>					Long Yellowjacket <i>Vespula vidua</i>	Common Yellowjacket <i>Vespula vulgaris</i>		
MALE • FEMALE	MALE • FEMALE	MALE • FEMALE	MALE • FEMALE																													
																																
Forest Yellowjacket <i>Vespula acadica</i>	Prairie Yellowjacket <i>Vespula atropilosa</i>	Blackjacket <i>Vespula consobrina</i>	German Yellowjacket <i>Vespula germanica</i>																													
																																
Western Yellowjacket <i>Vespula pensylvanica</i>	Red Wasp <i>Vespula rufa</i>	Southern Yellowjacket <i>Vespula squamosa</i>	California Yellowjacket <i>Vespula sulphurea</i>																													
																																
Long Yellowjacket <i>Vespula vidua</i>	Common Yellowjacket <i>Vespula vulgaris</i>																															
Larvae	Creamy white and ranges from slightly larger than the egg at hatching to near adult size at maturity.																															
Eggs	Milky white and typically "sausage-shaped." They are about 1 to 2 mm in length.																															
LIFE HISTORY	Yellow jackets are aggressive and predatory and can cause painful stings. Yellow jackets overwinter as mature, fertilized queens. In the spring a queen seeks out a suitable nest site and builds a single comb composed of several cells. A single egg is laid in each cell. After a few days the larvae hatch from the eggs. After the first workers hatch, all nest construction and brood care is done by the workers and the queen restricts her activity to egg laying. Over the summer the nest is enlarged until there are several layers of comb enclosed in a paper envelope. In late summer, males and future queens are produced. They leave the nest and mate. After mating the males die and the females seek out suitable sites in which to overwinter.																															

Alpha Scents, Inc.
insect monitoring systems

Alpha Scents, Inc., 360 S. Sequoia Pkwy. Canby, OR 97013
TEL: 503-342-8611 • FAX: 314-271-7297 • sales@alphascents.com • www.alphascents.com

MONITORING INFORMATION

<p>LURE, FIELD LIFE</p>	<p>Heptyl butyrate in a Coaster lure packet, Lure Longevity: Thirty (30) days</p> 
<p>TRAP TO USE</p>	<p>Yellow Sticky Card, Double-sided or Back-Folded</p> 
<p>MONITORING STRATEGY</p>	<p>Place lure (do not removed from pouch) on wire trap hanger. Hang trap near Yellow-jacket nest if possible. Be careful to not disturb nest. Avoid getting stung. Place several baited traps around your backyard in open space (well visible) to draw Yellow-jackets away from your porch. Check traps frequently – replace trap and lure as needed. Check with Cooperative Extension or Master Gardener for local information and recommendations.</p>
<p>CULTURAL & PHYSICAL CONTROL</p>	<p>Seal holes and cracks in foundations, walls, roofs, and eaves to prevent yellowjackets from entering your home. Cover attic and crawl space vents with fine mesh insect screen. Yellowjackets scavenge for meat and sweet foods and drinks in outdoor garbage and recycling bins. Clean recyclables before storing them. Keep garbage cans clean and tightly covered, or seal all food garbage in plastic bags.</p>



Find the side with arrows on the foil pouch. Peel that layer off completely and discard. **DO NOT PUNCTURE the remaining sealed pouch that contains the coaster lure. DO NOT REMOVE the large round coaster lure from the pouch.** The clear layer is a slow release material that allows the scent to gradually escape into the air.



*Encontrar el lado con flechas rojas en. Pelar la capa exterior de aluminio frente a la tentación de papel de aluminio. **No abra la bolsa sellada restante que contiene el señuelo en forma de un disco. No quite el señuelo de la bolsa sellada.***

Alpha Scents, Inc.
insect monitoring systems

Alpha Scents, Inc., 360 S. Sequoia Pkwy. Canby, OR 97013
TEL: 503-342-8611 • FAX: 314-271-7297 • sales@alphascents.com • www.alphascents.com